

Extend

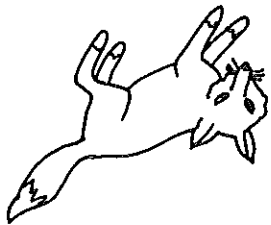
Repeat this activity orally by saying the following words and asking students to say the words that make up the compound. Reverse the process by saying the individual words and asking students to say the compound word. You can pose riddles such as, "I am thinking of a word that has *sand* and *box*." Clap the syllables in the larger words like *pocketbook*, *newspaper*, *basketball*, and so on. Children might draw their own pictures to illustrate some of these.

lighthouse	sandbox	basketball
pocketbook	cowboy	hairbrush
starfish	fireman	pigpen
pancake	goldfish	popcorn
butterfly	doorbell	treetop
handbag	ladybug	rainbow

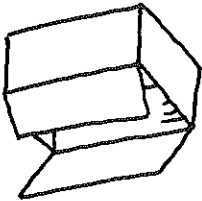
Oh, A-Hunting We Will Go

Oh, a-hunting we will go,

A-hunting we will go.



We'll catch a fox,





and put him in a box,

and then we'll let him go.



Frame Sentences for Cut-and-Paste Book

Name _____

Date/Story Number _____




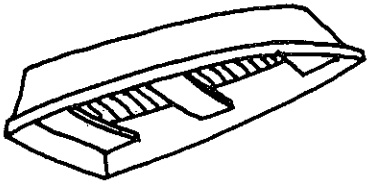

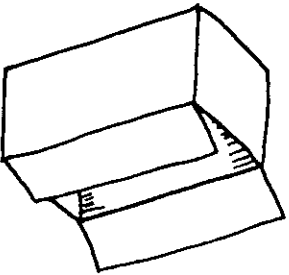





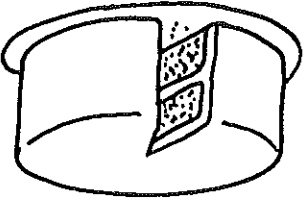


We'll catch a _____
and put him in a _____
and then we'll let him go.




We'll catch a _____
and put him in a _____
and then we'll let him go.

SORT 7 Rhyming with Animal Pictures


SORT 8 Rhyming with Body Part Pictures



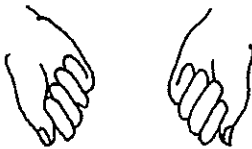
Copyright © 2010 Pearson Education Inc. Reproduction is permitted for classroom use only.

Open and Close

Hands open.



Hands close.



Eyes open.



Eyes close.



Mouths open.




Mouths close.



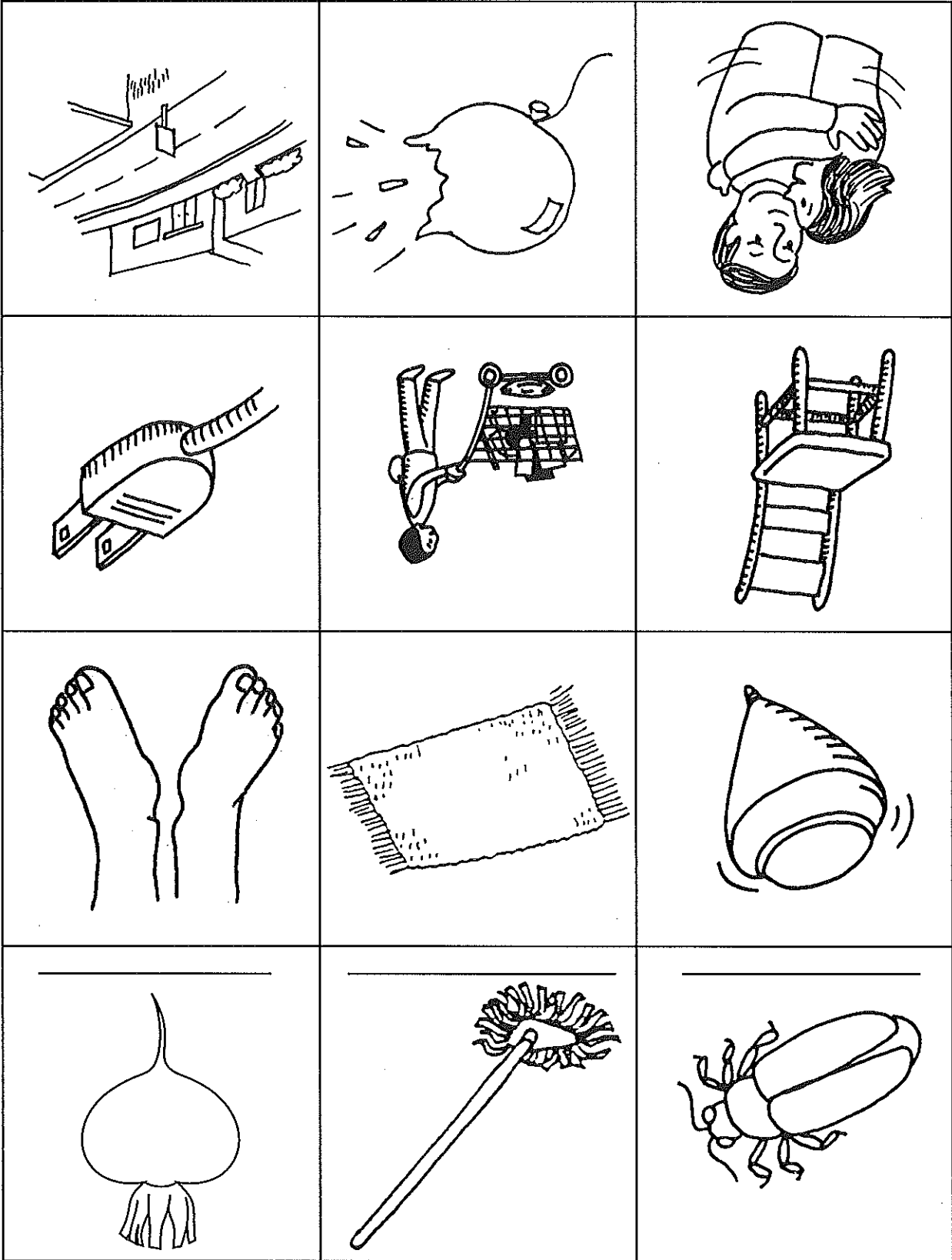
Open and close,

Here we go!


SORT 9A Rhyming Sort for "I Can't," Said the Ant



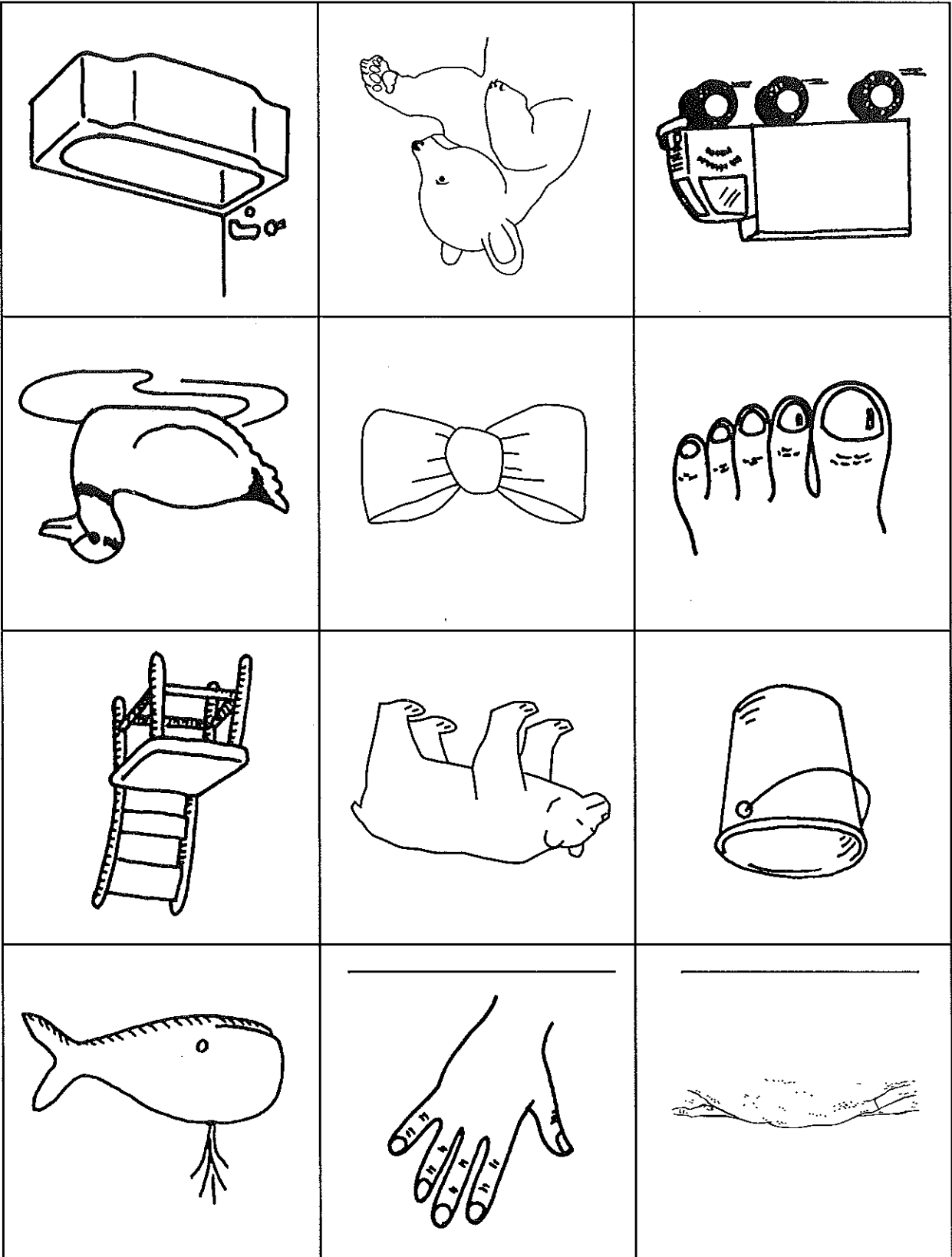
SORT 9B Rhyming Sort for "I Can't," Said the Ant



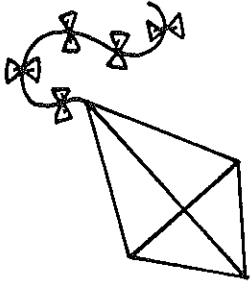




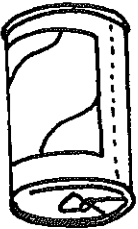
SORT 9C Rhyming Sort for "I Can't," Said the Ant



SORT 10A Rhyming Pictures with One Sun: A Book of Terse Verse



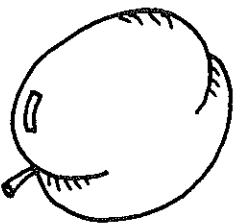
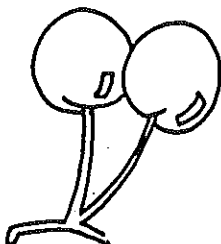
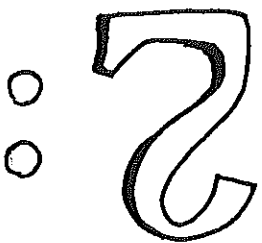
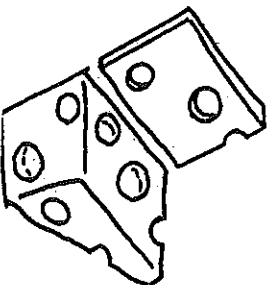

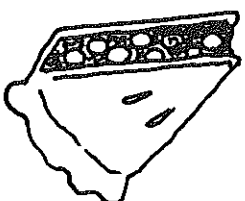
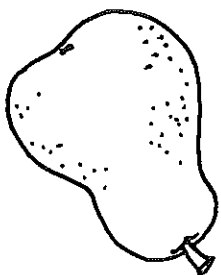


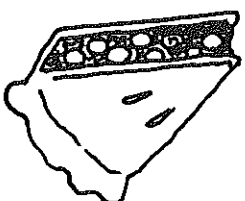

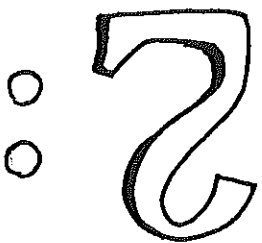

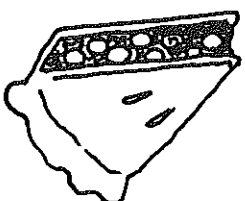


SORT 10B Rhyming Pictures with One Sun: A Book of Terse Verse

tan	pink	white
brown	green	blue
		
		


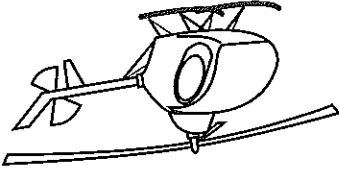
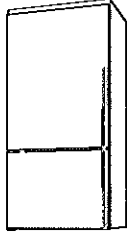

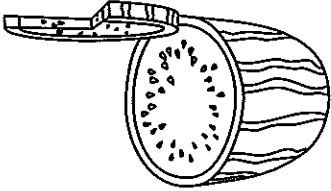

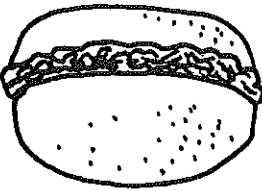



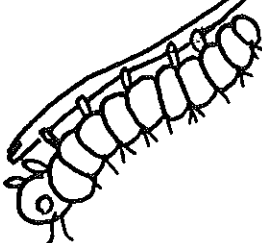


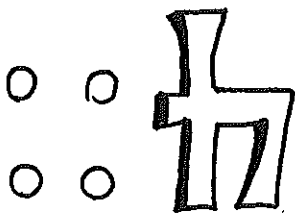

Copyright © 2010 Pearson Education Inc. Reproduction is permitted for classroom use only.

SORT 11A How Many Syllables Can You Count?


			
			
			
			

Copyright © 2010 Pearson Education Inc. Reproduction is permitted for classroom use only.

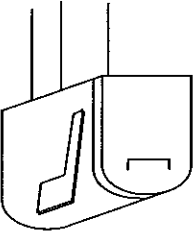
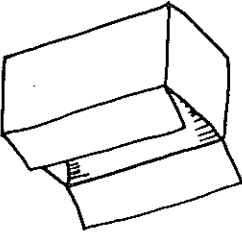


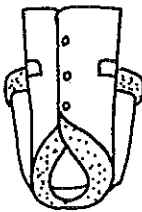
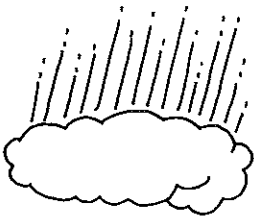
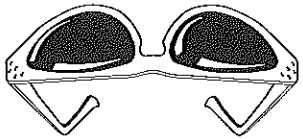
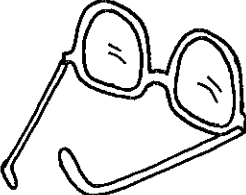

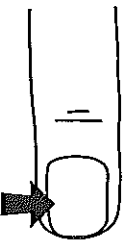


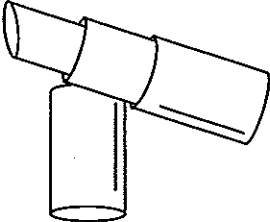


SORT 11B How Many Syllables Can You Count?

Copyright © 2010 Pearson Education Inc. Reproduction is permitted for classroom use only.



SORT 12B Compound Words

(

(

(

Sort, Check, and Reflect

Mix up all the letters except the headers and have the children sort them again under your supervision. Talk about how letters come in both capital and lowercase forms and how we use capitals for the first letter in names. Look around the classroom for more examples and ask students to find and point to specific letters in the charts they are using for shared reading.

Extend

On another day add a second set of letters so that you have two capital and two lowercase letters to compare. Start with obvious contrasts like *A* and *B*, but if students know most of the letters try contrasting the ones that they often confuse such as *B* and *D* or *P* and *Q*. When comparing the lowercase forms of those letters draw a line along the bottom of the letter cards so that students can orient them correctly. Eventually you can contrast up to four letters at a time.

Encourage children to go on letter hunts at home or at school, looking through newspapers, magazines, advertisements, and so on, to find even more examples of letter styles. Children can add these to their own Alphabet Scrapbooks, or they can put them on a sheet of construction paper and post them in the classroom. Later these sheets can become pages and be made into a big book of letters. Pictures of things that begin with the letter's sound can also be added.

Letters _____ Reads

A	a		N	n
B	b		O	o
C	c		P	p
D	d		Q	q
E	e		R	r
F	f		S	s
G	g		T	t
H	h		U	u
I	i		V	v
J	j		W	w
K	k		X	x
L	l		Y	y
M	m		Z	z

Chicka Chicka Boom Boom



Chicka chicka boom boom,





Will there be enough room?

Here comes — up the coconut tree.

a b c d e f g h i j k l m

n o p q r s t u v w x y z

SORT 13 Rhyming Letters

		
	Aa	Bb
Cc	Dd	Ee
Gg	Ii	Jj
Kk	Pp	Qq
Tt	Uu	Vv
Ww	Yy	Zz



Aa Bb Cc Dd Ee Ff Gg Hh

Alphabet Tracking Strip

Ii Jj Kk Ll Mm Nn Oo Pp Qq

Rr Ss Tt Uu Vv Ww Xx Yy Zz

Copyright © 2010 Pearson Education Inc. Reproduction is permitted for classroom use only.

Alphabet Squares (Capitals)

A	B	C	D	E
F	G	H	I	J
K	L	M	N	O
P	Q	R	S	T
U	V	W	X	Y
Z				

Alphabet Squares (Lowercase)

a	b	c	d	e
f	g	h	i	j
k	l	m	n	o
p	q	r	s	t
u	v	w	x	y
z				

Copyright © 2010 Pearson Education Inc. Reproduction is permitted for classroom use only.

SORT 14 Letter Lotto Board

SORT 15 Font Sorts and Matching Capital and Lowercase Letters

C	C	<i>C</i>	C	<i>C</i>
c	c	<i>c</i>	c	<i>c</i>
B	B	<i>B</i>	B	<i>B</i>
b	b	<i>b</i>	b	<i>b</i>
A	A	<i>A</i>	A	<i>A</i>
a	a	<i>a</i>	a	<i>a</i>

Copyright © 2010 Pearson Education Inc. Reproduction is permitted for classroom use only.































Copyright © 2010 Pearson Education Inc. Reproduction is permitted for classroom use only.

F	f	E	e	D	d
F	f	E	e	D	d
<i>F</i>	<i>f</i>	<i>E</i>	<i>e</i>	<i>D</i>	<i>d</i>
ƒ	ƒ	ƒ	ƒ	ƒ	ƒ
F	f	E	e	D	d































SORT 15 Continued

I	I	I	<i>I</i>	l
!	!	!	<i>!</i>	!
H	H	H	<i>H</i>	H
h	h	h	<i>h</i>	h
G	G	G	<i>G</i>	G
g	g	g	<i>g</i>	g

o	o	o	o	o
o	o	o	o	o
N	N	N	N	N
u	u	u	u	u
W	W	W	W	W
w	w	w	w	w

U	u	U	u	U
u	u	u	u	u
T	T	T	T	T
t	t	t	t	t
S	S	S	S	S
s	s	s	s	s

Z	Z	Z	Z	Z
Z	Z	Z	Z	Z
Y	Y	Y	Y	Y
Y	Y	Y	Y	Y

(

(

(

Yo-Yo

Here is a poem (see page 147) we have created especially for *y*. Not all children will be familiar with a yo-yo so bring one in to demonstrate how it works and then let them try it.

I have a yellow yo-yo

And it can really go, go


You can try it.

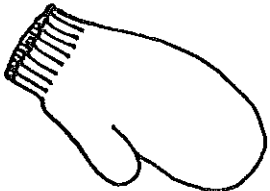
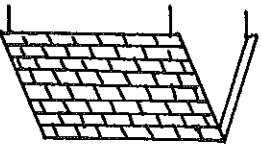

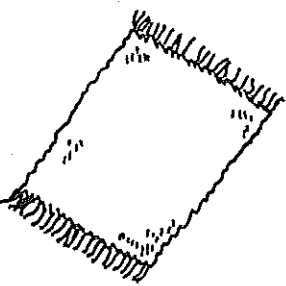


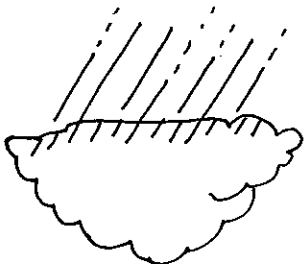
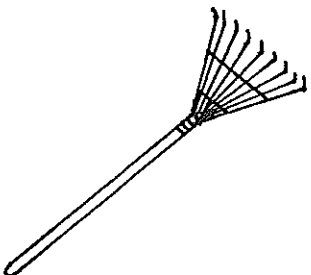

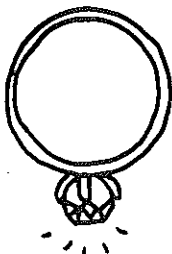



Oh, no!

It wrapped around my toe, toe.

Gingerbread Man





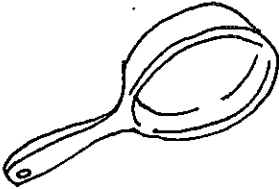


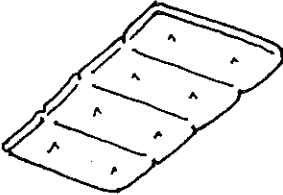
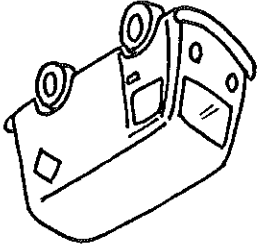



Run, run as fast as you can.
You can't catch me.
I'm the gingerbread man.



		
		
		
		
	Rr	Mm


R	R	<i>R</i>	R	<i>R</i>
r	r	<i>r</i>	r	<i>r</i>
W	W	<i>W</i>	W	<i>W</i>
w	w	<i>w</i>	w	<i>w</i>

SORT 18 Rhyming Sort

	cat	
		
		
		
		

Hey Diddle Diddle

Hey diddle diddle



The cat and the fiddle

The cow jumped




over the moon.

The little dog laughed



to see such fun.

And the dish ran away



with the spoon.

Hey Diddle Diddle

Hey diddle diddle, the cat and the fiddle




The cow jumped over the moon.


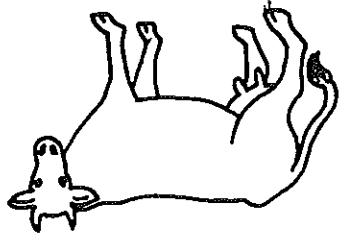
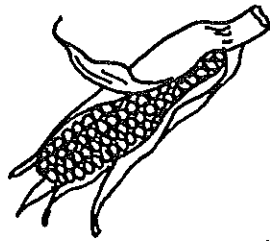
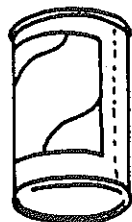
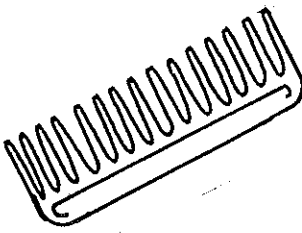

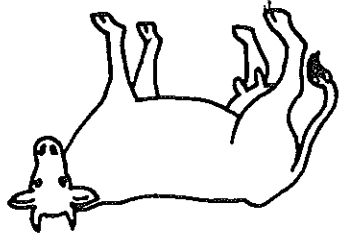
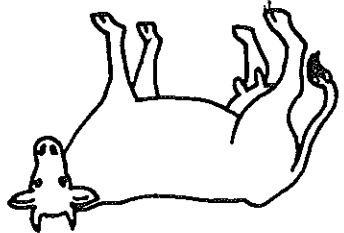
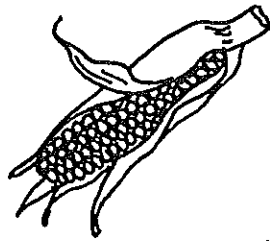
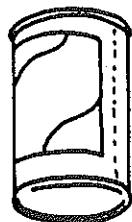
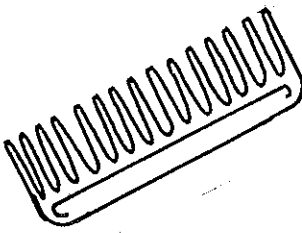


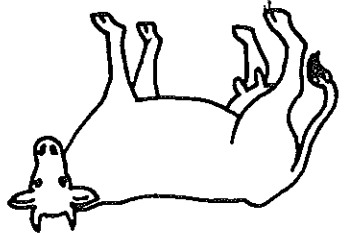
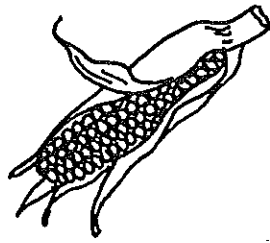
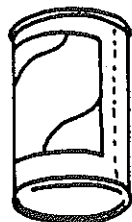
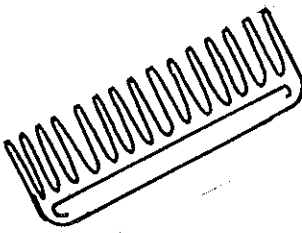


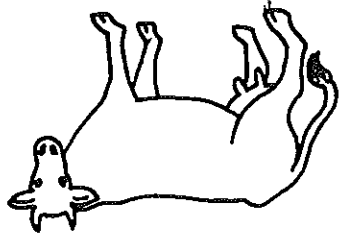
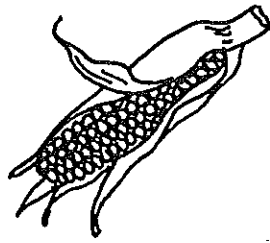
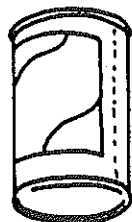
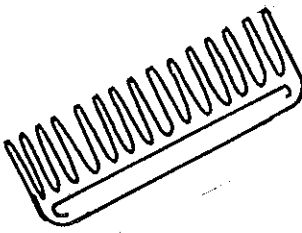



The little dog laughed to see such fun.



And the dish ran away with the spoon.

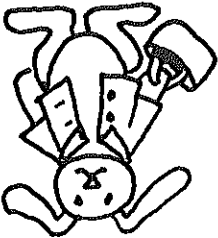
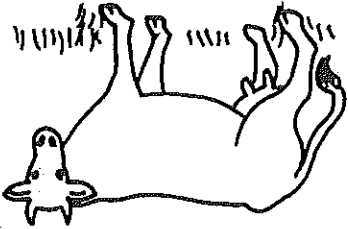












Cc

Dd

SORT 20 Concept Sort for Real and Make Believe

Pat a Cake, Pat a Cake

Pat a cake, pat a cake, baker's man,

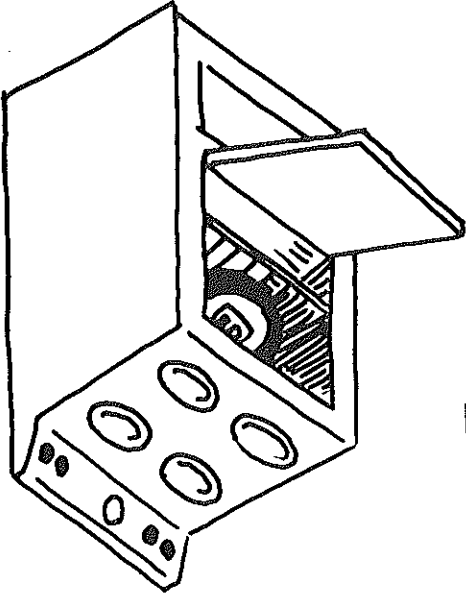
Bake me a cake as fast as you can.

Pat it, and dot it,

and mark it with a B,

And put it in the oven

For baby and me.



Old Mister Rabbit

Old Mister Rabbit,

You've got a mighty habit,

Of jumping in my garden

And eating all my cabbage.



Teddy Bear, Teddy Bear

Teddy Bear, Teddy Bear,
turn around.

Teddy Bear, Teddy Bear,
touch the ground.

Teddy Bear, Teddy Bear,
turn out the lights.

Teddy Bear, Teddy Bear,
say goodnight!



Good Morning to You

Good morning to you

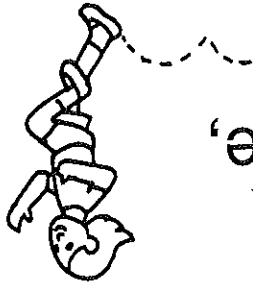
Good morning to you

Good morning dear _____

Good morning to you.

Hop a Little, Jump a Little

Hop a little, jump a little,



One, two, three;

Run a little, skip a little,

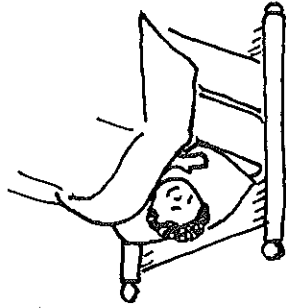
Tap one knee;

Bend a little, stretch a little,

Nod your head;

Yawn a little, sleep a little,

In your bed.



Hickory Dickory Dock

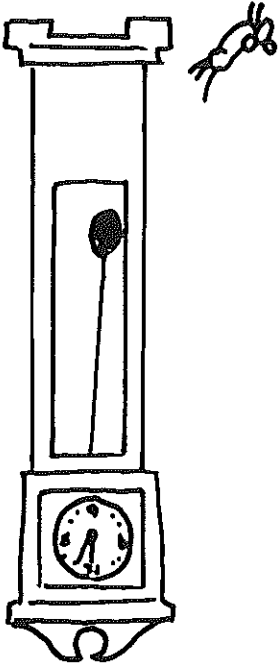
Hickory dickory dock,


The mouse ran up the clock!

The clock struck one.

The mouse ran down.

Hickory dickory dock.





Little Rosie wants to play.

Come again some other day.

Rain, rain, go away,

Rain

Name _____

Date/Story Number _____

Rain

Lollipops

Lollipops, lollipops,

Lick, lick, lick.

Lollipops, lollipops,

Good on the stick.


Soft Kitty

Soft kitty, warm kitty,

Little ball of fur.


Sleepy kitty, happy kitty,

Purr, purr, purrrrrrr.



Jack and Jill

Jack and Jill went up the hill
To fetch a pail of water.
Jack fell down
And broke his crown.
And Jill came tumbling after.

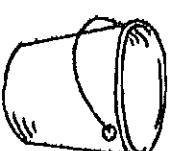


Jack and Jill

Jack and Jill went up the hill



To fetch a pail of water.



Jack fell down and broke his crown.



And Jill came tumbling after.



Fuzzy Wuzzy

Fuzzy Wuzzy

was a bear,


Fuzzy Wuzzy

had no hair,

Fuzzy Wuzzy

wasn't really fuzzy,

Was he?



"I love you."

This valentine says

Valentines blue

Valentines red

Valentines

Valentines

Name _____

Date/Story Number _____

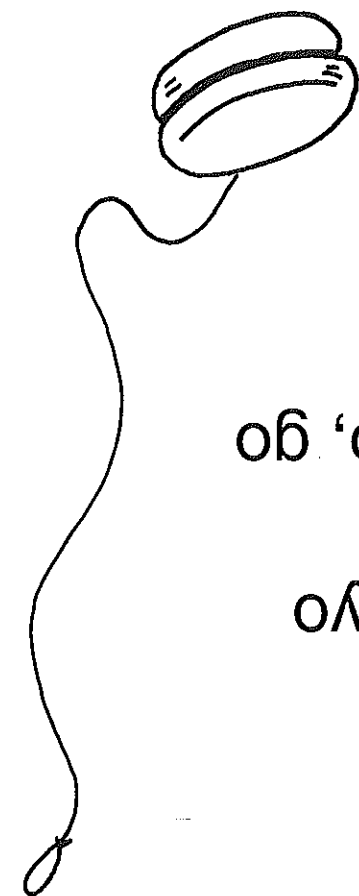
Yo-Yo

I have a yellow yo-yo


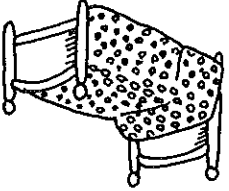

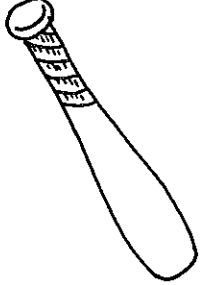
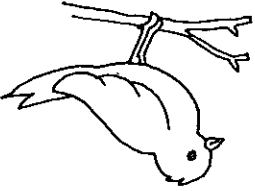

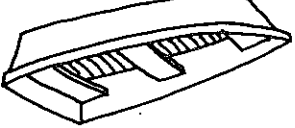


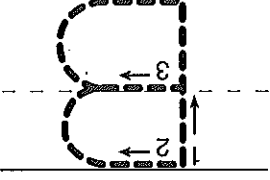
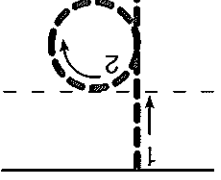


And it can really go, go



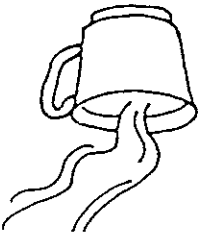

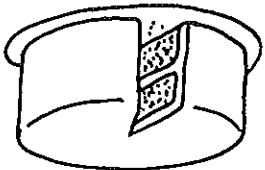
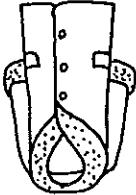


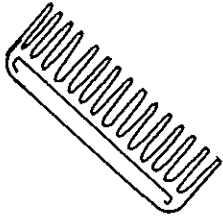

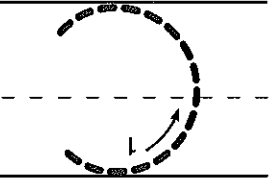
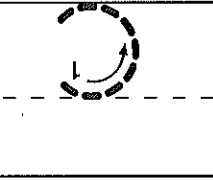


You can try it.


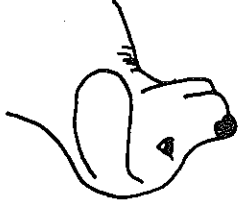



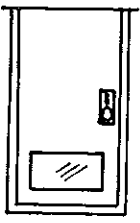


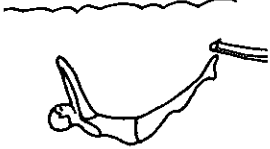

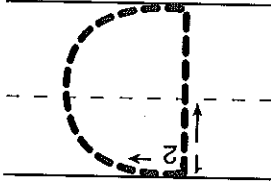
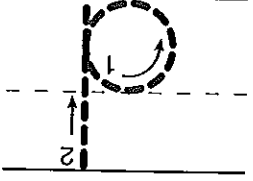


Oh, no!



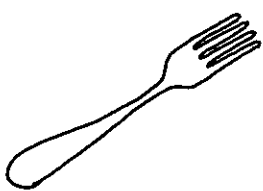

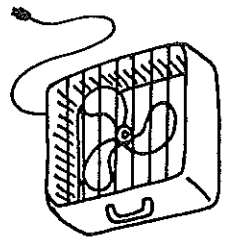
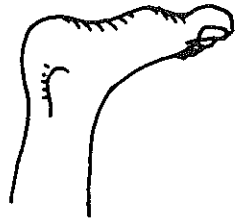
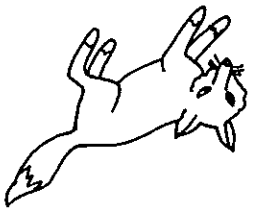

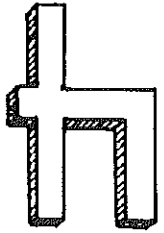
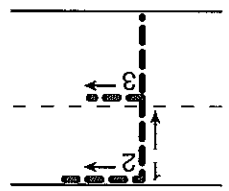
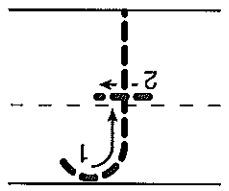







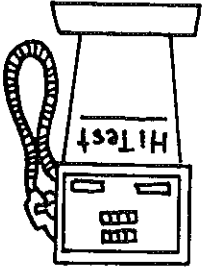
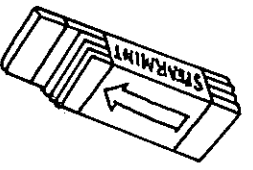



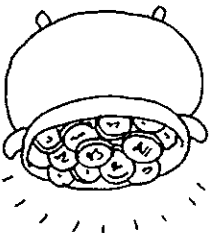

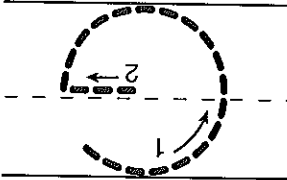
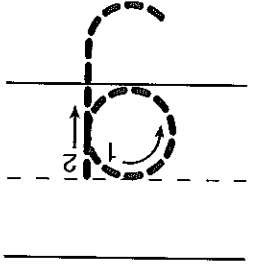


It wrapped around my toe, toe.

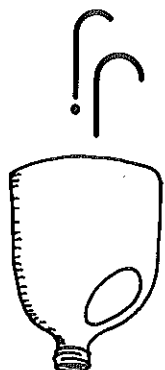
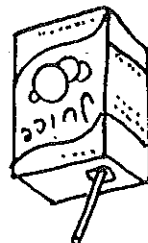



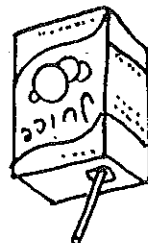

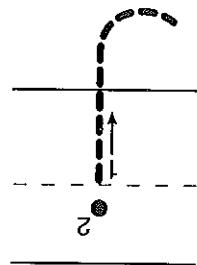
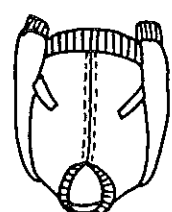




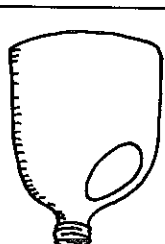
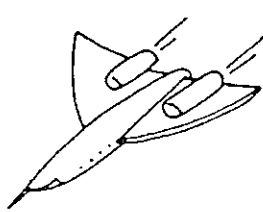
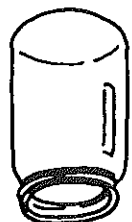
<p>B b</p>			
			
			
<div style="display: flex; justify-content: space-between; align-items: center;"> <div style="text-align: center;"> <p>Bb</p>  </div> <div style="text-align: center;">  </div> </div>			




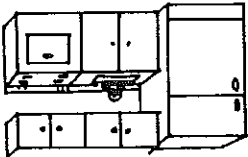
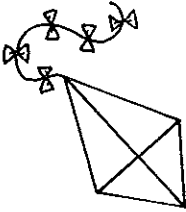
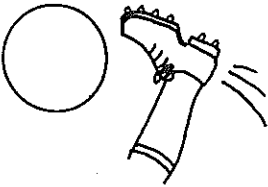




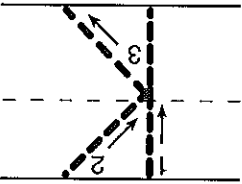
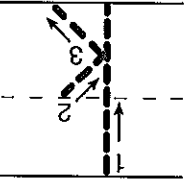



			
			
			
<div style="display: flex; justify-content: space-between; align-items: center;"> <div style="text-align: center;">  </div> <div style="text-align: center;">  <p>Cc</p> </div> </div>			


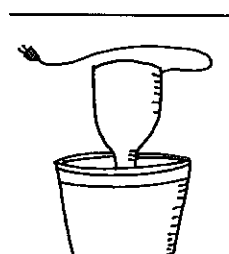

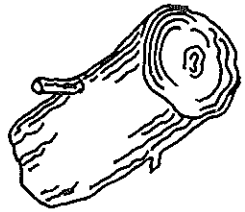
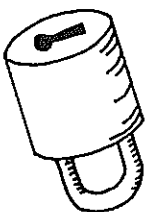





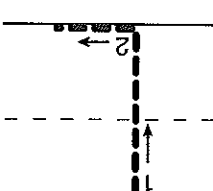
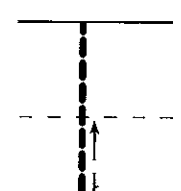

			
			
			
<div data-bbox="933 430 1177 640"></div> <div data-bbox="966 315 1096 409"><p>Dd</p></div> <div data-bbox="227 420 706 556"></div>			



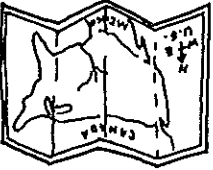







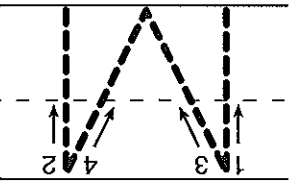
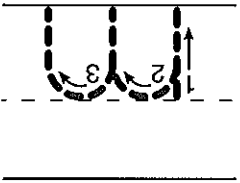


<p>F f</p>			
			
			
<div style="display: flex; justify-content: space-around; align-items: center;"> <div style="text-align: center;">  <p>F f</p> </div> <div style="text-align: center;">  </div> </div>			



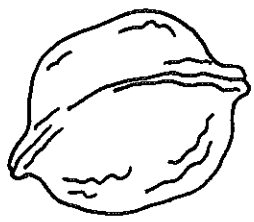

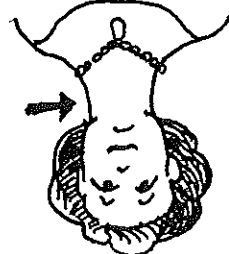
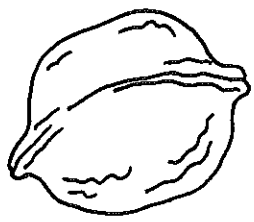

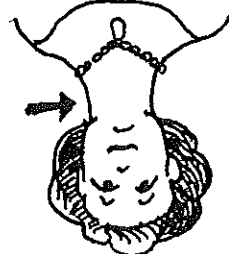
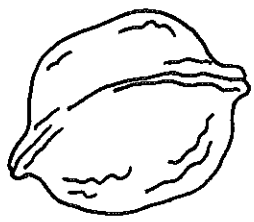

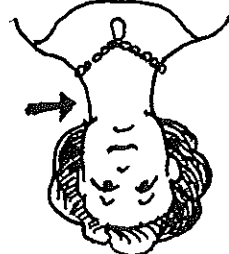
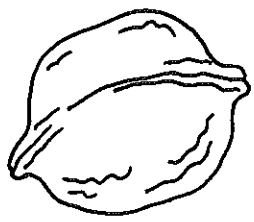




			
			
			
<div style="display: flex; justify-content: space-between; align-items: center;"> <div style="text-align: center;">  <p>Gg</p> </div> <div style="text-align: center;">  </div> </div>			


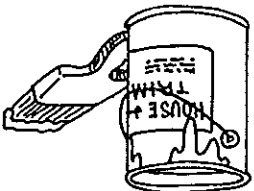
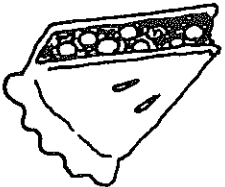
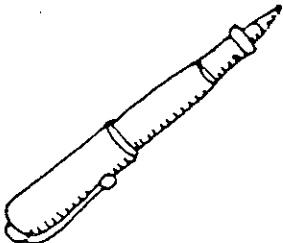

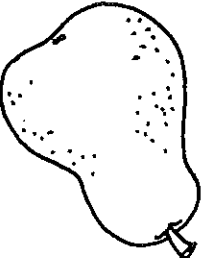
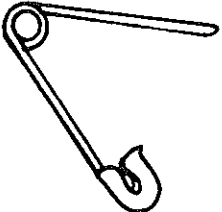

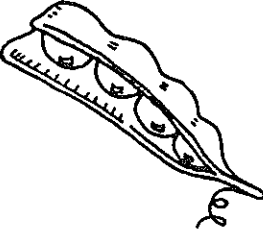
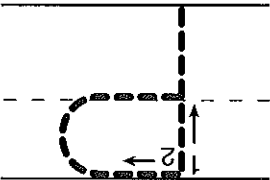
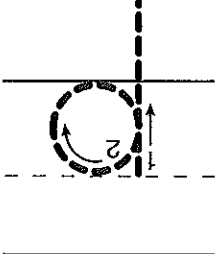


			
			
			
			

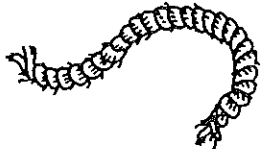
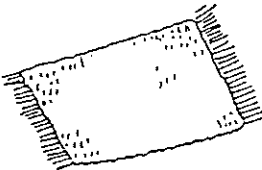




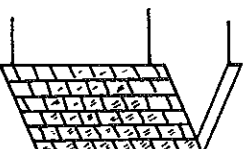
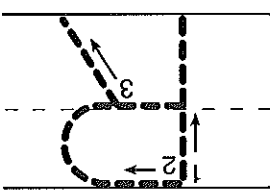

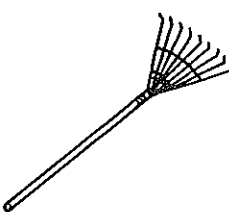
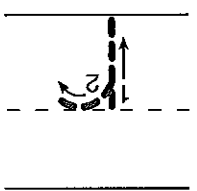
			
			
			
<div style="display: flex; justify-content: space-between; align-items: center;"> <div style="text-align: center;">  </div> <div style="text-align: center;">   </div> </div>			


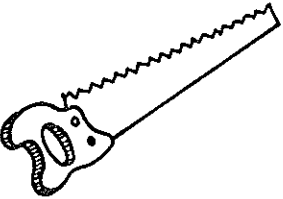

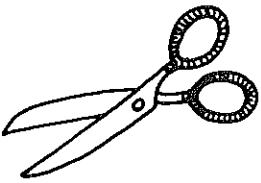

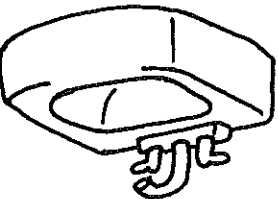
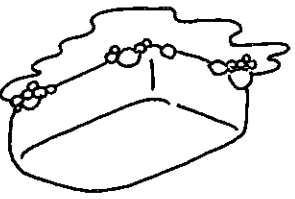
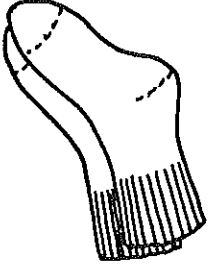
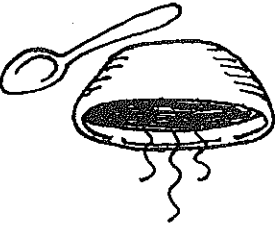
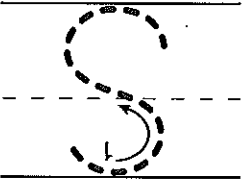
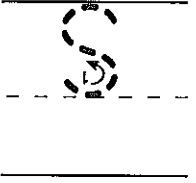

			
			
			
<div style="display: flex; justify-content: space-between; align-items: center;">  <div style="border: 1px solid black; width: 200px; height: 100px; position: relative;"> <div style="position: absolute; top: 0; left: 0; width: 100%; height: 100%; border: 1px dashed black;"></div> </div> </div>			

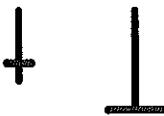

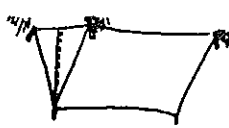

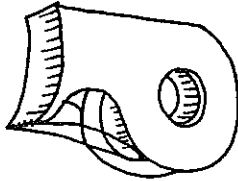
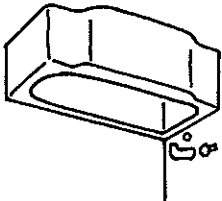
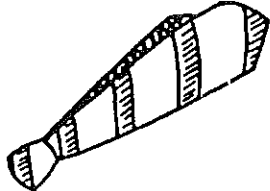



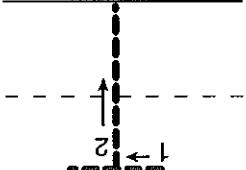
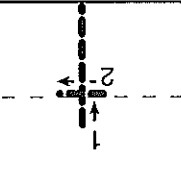


			
			
			
<div style="display: flex; justify-content: space-between; align-items: center;"> <div style="text-align: center;">  <p>Mm</p> </div> <div style="text-align: center;">  </div> </div>			


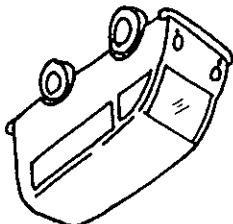


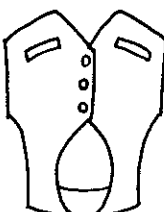





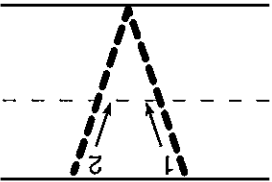
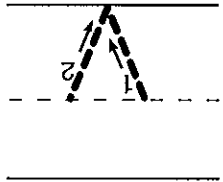

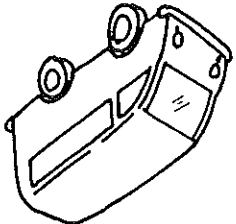
											
											

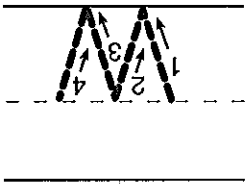
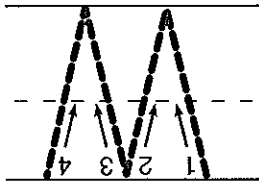




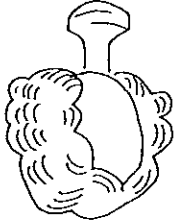


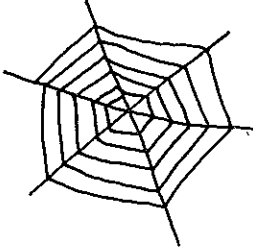


<p>P p</p>			
			
			
<div><p>P p</p></div>			


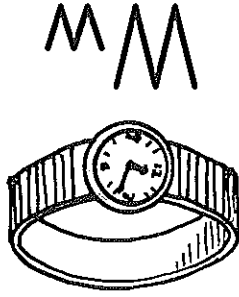
		<p>R r</p>
		 <p>Rr</p>
		
		



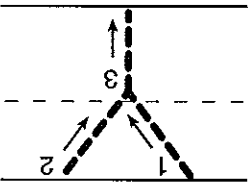
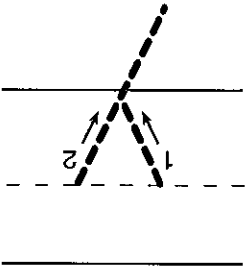




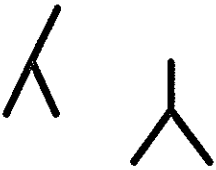



<p>S s</p>			
			
			
<div style="display: flex; justify-content: space-around; align-items: center;">  <p>Ss</p> <p>S</p> </div>			


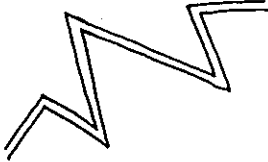



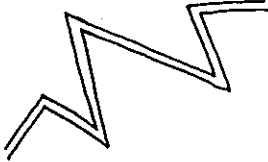
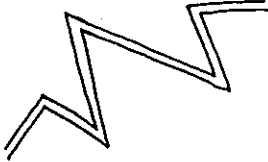
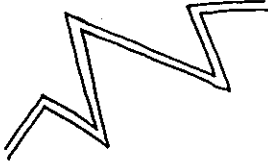
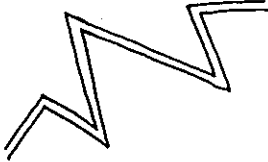
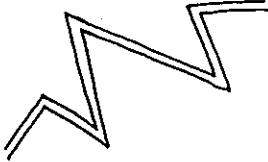
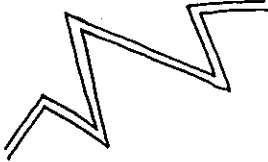
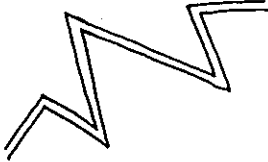
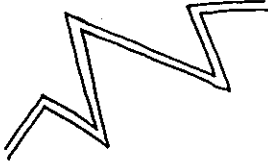
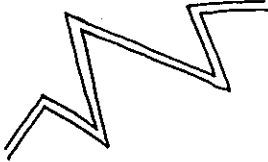
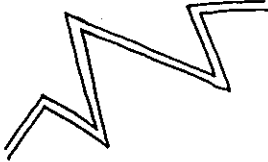
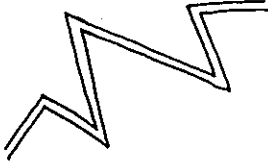
			
			
			
<div style="display: flex; justify-content: space-between; align-items: center;"> <div style="text-align: center;">  </div> <div style="text-align: center;">  </div> </div>			

			
			
			
<div style="display: flex; justify-content: space-between; align-items: center;"> <div style="text-align: center;">  </div> <div style="text-align: center;">  </div> </div>			

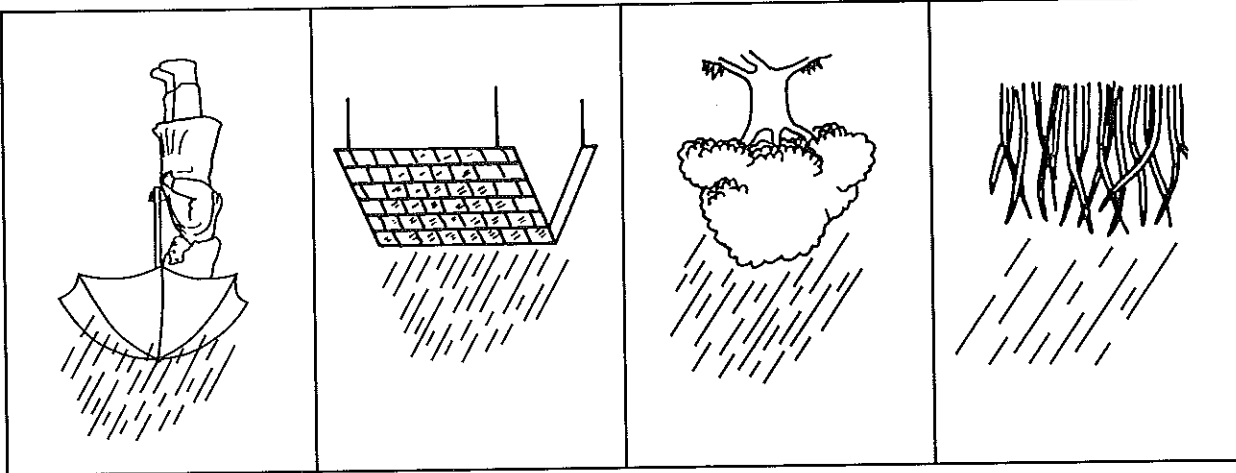


671

Copyright © 2010 Pearson Education Inc. Reproduction is permitted for classroom use only.





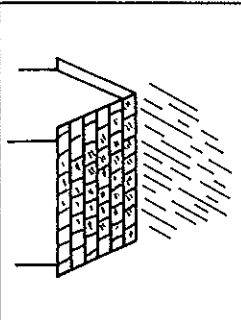
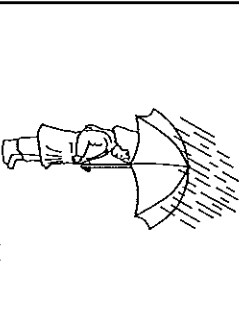
Rain on the Green Grass
 Rain on the green grass,
 Rain on the tree,
 Rain on the housetop,
 But not on me!

Rain on the Green Grass





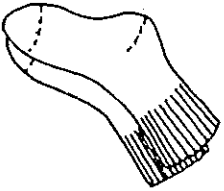





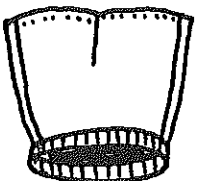
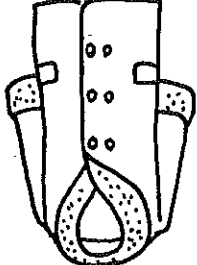



Name _____

Date _____



Number _____

Rain on the Green Grass	
Rain on the green grass,	
Rain on the tree,	
Rain on the housetop,	
But not on me!	

SORT 21 Concept Sort for Wet and Dry

Raining



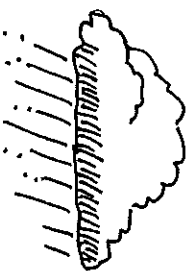
It's raining, it's pouring,

The old man is snoring.

He went to bed and bumped his head,
And couldn't get up in the morning.

Raining

It's raining, it's pouring,




The old man is snoring.



He went to bed and bumped his head,

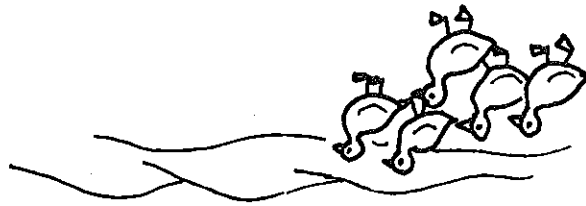


And couldn't get up in the morning.



Sentence Strips for Raining

Five Little Ducks



Five little ducks went out one day

Over the hills and far away

Mother duck said,

quack, quack, quack, quack,

But only four little ducks came back.

Five Little Ducks

Five little ducks went out one day



Over the hills and far away



Mother duck said,




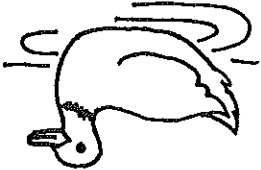
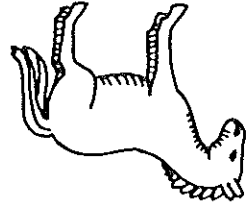



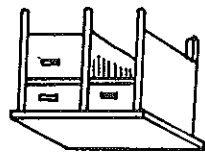
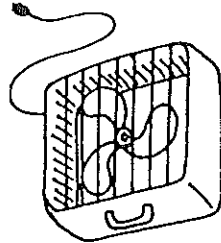
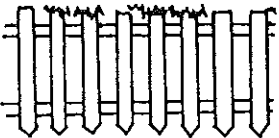
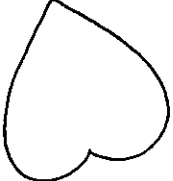



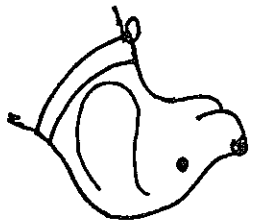
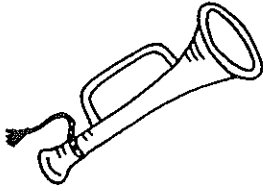
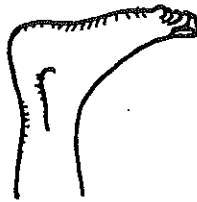

quack, quack, quack, quack,



But only four little ducks came back.



SORT 22 Beginning Consonant Sort for F, D, & H

			
			
			
			
	Hh	Dd	Ff

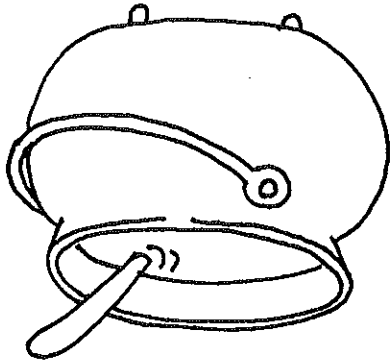
Peas Porridge Hot

Peas porridge hot,

Peas porridge cold,

Peas porridge in the pot

Nine days old.



Some like it hot,

Some like it cold,

Some like it in the pot

Nine days old!

Some like it hot,				Nine days old.	
Some like it cold,					
Some like it the pot,					
One		Two		Three	
Four		Five		Six	
Seven		Eight		Nine	
Ten					



Just watch this!

Jump rope, jump rope,

Will I miss?

Jump rope, jump rope,

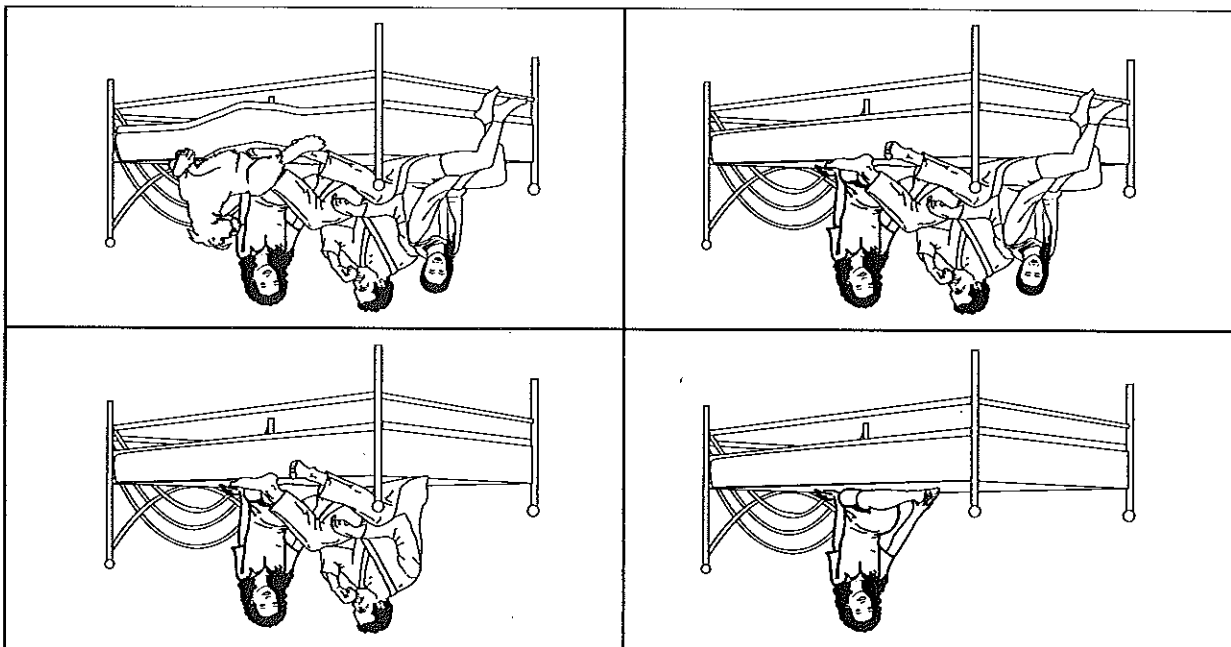
Jump Rope

Jump Rope

Name _____

Date/Story Number _____

Jump Rope	
Jump rope, jump rope,	
Will I miss?	
Jump rope, jump rope,	
Just watch this!	



On the Bed

My mama sits on the bed.
 My papa sits on the bed.
 My sister sits on the bed.
 My dog sits on the bed.

On the Bed

Name _____

Date _____

Number _____

My mama sits on the bed.				
mama	sister	on	sits	My
daddy	papa	cat	dog	I
brother	mother	sit	bed	the

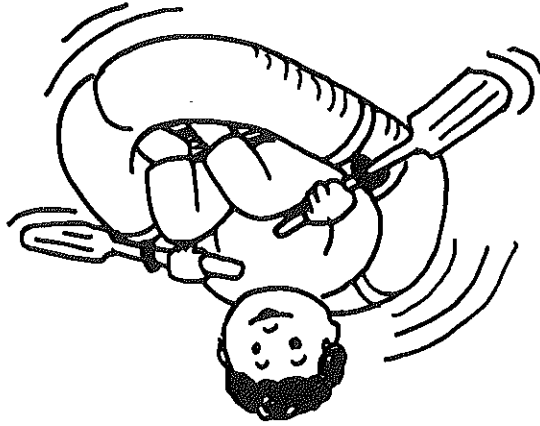
Row, Row, Row Your Boat

Row, row, row your boat

Gently down the stream.

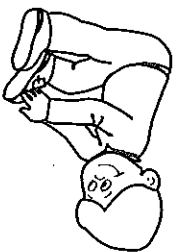
Merrily, merrily, merrily, merrily,

Life is but a dream.

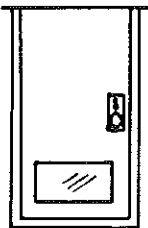


One, Two, Buckle My Shoe

One, two, buckle my shoe,



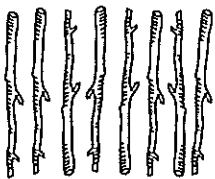
Three, four, shut the door.



Five, six, pick up sticks.



Seven, eight, lay them straight.



Nine, ten, a big fat hen.

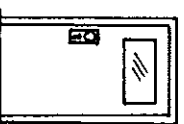


One, Two, Buckle My Shoe

One, two, buckle my shoe,




Three, four, shut the door.



Five, six, pick up sticks.



Seven, eight, lay them straight.

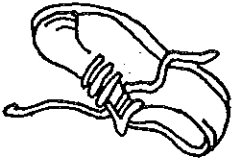
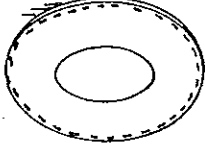

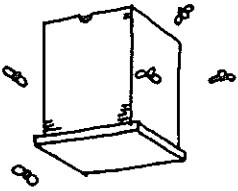





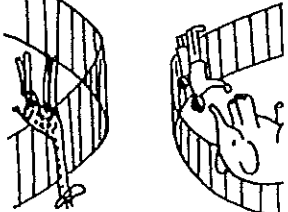




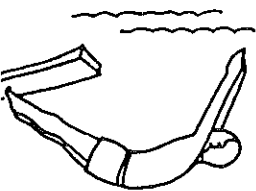

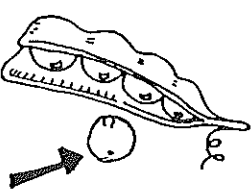



Nine, ten, a big fat hen.



Sentence Strips for One, Two, Buckle My Shoe

SORT 23 Rhyming Sort with Numbers

2				
3				
5				
6				
				

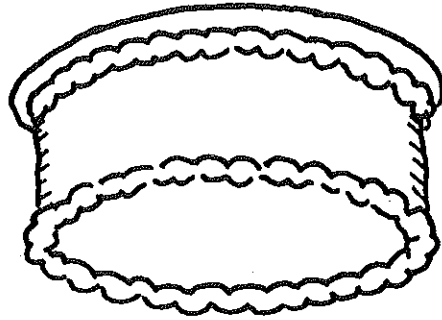
Happy Birthday

Happy Birthday to you,

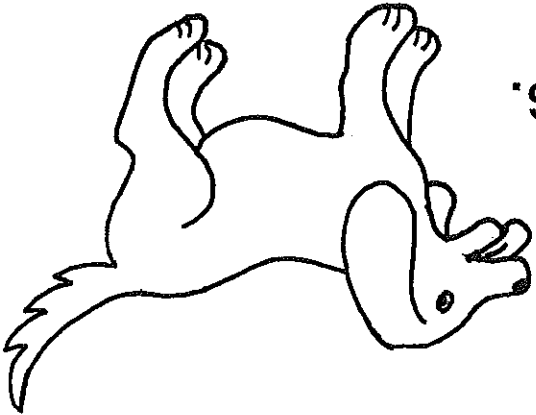
Happy Birthday to you,

Happy Birthday dear _____,

Happy Birthday to you.



Rags



I have a dog.

His name is Rags.

He eats so much

His tummy sags.

His ears flip flop

And his tail wig wags.

And when he walks

He goes zig-zag.

Rags

I have a dog. His name is Rags.



He eats so much his tummy sags.



His ears flip flop and his tail wig wags.

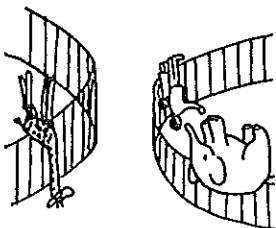


And when he walks he goes zig-zag.




Zoo


Let's go to the zoo.



You can come too.



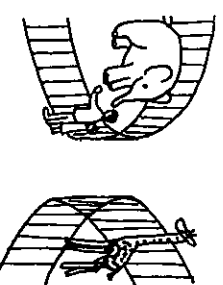
We like the zebra.




And the kangaroo.

Zoo

Let's go to the zoo.



You can come too.



We like the zebra.

And the kangaroo.

